

350

MODELLI MODELS	MOMENTO LIFTING MOMENT	BRACCIO ORIZZONTALE HORZ. HYDRAULIC OUTREACH	PORTATA AL DISTRIBUTORE OIL FLOW TO THE CONTROL VALVE	BRACCIO MAX. VERTICALE /MAX VERTICAL REACH	PESO WEIGHT	PRESSIONE PRESSURE	INTERASSE STAB. STANDARD APERTI DISTANCE BETWEEN CENTRES WITH OPENED OUTRIGGERS	INTERASSE STAB. EXTRA APERTI EXTRA WIDE DISTANCE BETWEEN CENTRES WITH OPENED OUTRIGGERS
	Tm.	m.	l/min	m.	Kg	bar	mm.	mm.
350A1	3.45	2.50	10	3.94	305	175	2976	3412
350A2	3.43	3.64	10	4.97	339	175	2976	3412
350A3	3.39	4.77	10	6.01	371	175	2976	3412
350A4	3.36	5.91	10	7.04	399	175	2976	3412

Autocarro consigliato - Recommended truck - Camion conseillé - Camion aconsejado
M.T.T. ton 3.5 - G.V.W. ton 3.5

STANDARD



395°
Angolo di rotazione
Stewing angle



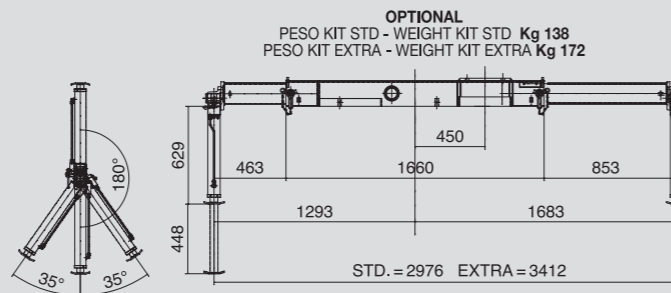
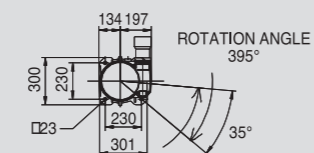
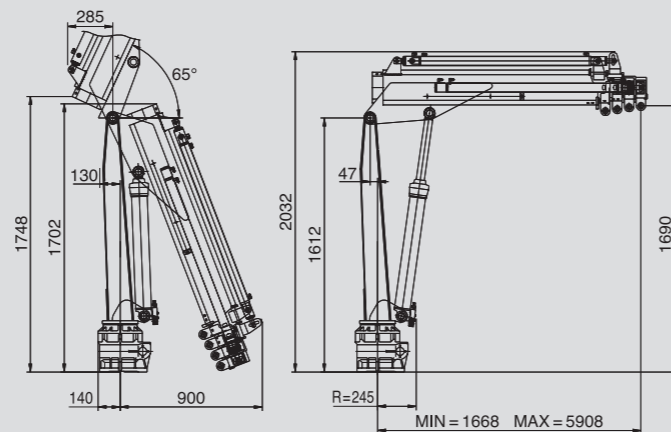
117,5
Serbatoio olio
Oil Tank

STANDARD CE



Limitatore di momento
Overload device

350 A1		1.44	2.50	3.64	4.77	5.91	7.01
m		2390	1380	935	690	530	405
Kg							
350 A2		1.52	2.58	3.64	4.77	5.91	7.01
m		2255	1310	925	690	530	405
Kg							
350 A3		1.59	2.65	3.71	4.77	5.91	7.01
m		2130	1250	875	675	530	405
Kg							
350 A4		1.67	2.73	3.79	4.85	5.91	7.01
m		2010	1185	830	635	520	405
Kg							



SPAZIO RICHIESTO PER L'INSTALLAZIONE (=2R)
NECESSARY SPACE FOR INSTALLATION (=2R)

350	STD	con attivazioni
350A1	490	490
350A2	490	490
350A3	490	490
350A4	490	

F.lli FERRARI CORPORATION S.p.A.

Via Pasubio, 3

42022 Boretto (RE) Italy

Tel. +39 0522/486311

Fax +39 0522/486330

E-mail: marketing@flliferrari.it

www.flliferrari.com

Dati, descrizioni e illustrazioni sono indicativi e non impegnano F.lli Ferrari. Gru prodotte e/o commercializzate da F.lli Ferrari - Data, descriptions and illustrations are merely indicative and not binding. Cranes manufactured and/or marketed by F.lli Ferrari - Les données, descriptions et illustrations sont uniquement indicatives et n'engagent pas F.lli Ferrari. Grues produites et/ou vendues par F.lli Ferrari - Angaben, Beschreibungen und Abbildungen sind weisend und verpflichten nicht F.lli Ferrari. Die Krane werden von F.lli Ferrari hergestellt und/oder vermarktet - Los datos, las descripciones y las ilustraciones son indicativos y no implican compromiso para F.lli Ferrari. Gruas producidas y/o comercializadas por F.lli Ferrari - Os dados as descrições e ilustrações são indicativos e não comprometem F.lli Ferrari. Guindaste produzidos e/ou comercializados pela F.lli Ferrari.

COMPANY
WITH QUALITY SYSTEM
CERTIFIED BY DNV
=ISO 9001/2000=

M.K.T.5800246 09/08 3000




350

350

F.LLI FERRARI CORPORATION S.p.A.

FERRARI® 350




I
La gru F.Ili Ferrari mod. 350 racchiude in se caratteristiche tecniche e meccaniche di elevata qualità

- Limitatore di momento (CE)
- Acciai ad alto limite di snervamento
- Basamento in fusione
- Struttura interamente sabbiata
- Bracci esagonali
- Sbracci fino a 5.91 m (7.01 m con prolunga meccanica)
- Valvole di sicurezza flangiata
- Pannello comandi posizionabile a piacere
- Carter di protezione comandi in ABS
- Sistema di rotazione con vite senza fine
- Mart. sfilo indipendenti
- Pattini di scorrimento sugli elementi telescopici
- Boccole autolubrificanti
- Raccordiera SAE JIC 1514I
- Gancio girevole
- Kit di montaggio compreso

Accessori

- Attivazione elementi supplementari*
- Stabilizzatori girevoli allargabili manualmente
- Traversa per stabilizzatori
- Serbatoio olio
- Prolunghe meccaniche
- Radiocomando
- Verricello idraulico

*) solo/only A1-A2-A3



GB
The crane model 350 from F.Ili Ferrari has been projected and manufactured with high quality technical and mechanical characteristics

- Load limiting device (CE)
- Steel at high yield point
- Basement by melding made
- Structure fully sandblasted
- Hexagonal booms
- Hydraulic outreach until 5.91 mt (7.01 mt with mechanical boom)
- Flanged valves
- Control panel with customised position
- Controls guard panel by ABS
- Worm screw slewing
- Independent telescopic cylinders
- Sliding pads on the telescopic elements
- Self-tapping bushings
- SAE JIC 1514I fittings
- Turning hook
- Mounting kit included

Accessories

- Extra elements activation*
- Manually opening and turning outriggers
- Tubular base for stabilizers
- Oil Tank
- Mechanical booms
- Remote control
- Hydraulic winch



F
La grue modèle 350 F.Ili Ferrari est conçue avec des caractéristiques techniques et mécaniques de la plus haute qualité

- Limiteur de moment (CE)
- Acier à résistance élevée
- Embase moulé
- Structure complètement sablée
- Extensions hexagonales
- Portée hydraulique jusqu'à 5.91 mt (7.01 mt avec rallonges mécaniques)
- Soupapes de sureté bridées
- Panneau de commandes à positionner selon la demande
- Enveloppe de protection commande en ABS
- Rotation par vis sans fin
- Vérins hydrauliques indépendants
- Patins de coulissement sûr les éléments telescopiques
- Douilles autolubrificantes
- Raccords SAE-JIC 1514I
- Crochet tournant
- Kit de montage inclus

Accessoires

- Activation circuits supplémentaires*
- Béquilles tournantes à ouverture manuelle
- Béquilles à section tubulaire
- Réservoir huile
- Rallonges mécaniques
- Commande à distance
- Treuil hydraulique



D
Das Kranmodell 350 vom F.Ili Ferrari ist mit höchsten Qualität für technischen und mechanischen Eigenschaften projiziert und hergestellt worden

- Momentbegrenzer (CE)
- Stahl mit hoher Flissgrenze
- Sockel beim Schmelzen gemacht
- Sandstrahlen der Struktur
- Sechswinklige Ausschübe
- Hydraulische Reichweiten bis 5.91 mt (7.01 mt mit mechanischen Ausschüben)
- Geflanschte Sicherheitventile
- Bedienungslage nach Wunsch
- Bedienungsschutz bei ABS
- Drehung durch Schnecke
- Unabhängige hydraulische Heber
- Gleitschuhe auf den Ausschüben
- Selbstschmierende Buchsen
- SAE-JIC 1514I Anschlüsse
- Schwenkbarer Haken
- Einsatzbau eingeschlossen

Zubehöre

- Betätigung der Zusatzfunktionen*
- Handöffnung der drehbare Abstützungen
- Roehrenfoermeige Abstuetztraverse
- Oltank
- Mechanische Verlängerungen
- Funksteuerung
- Hydraulische Seilwinde

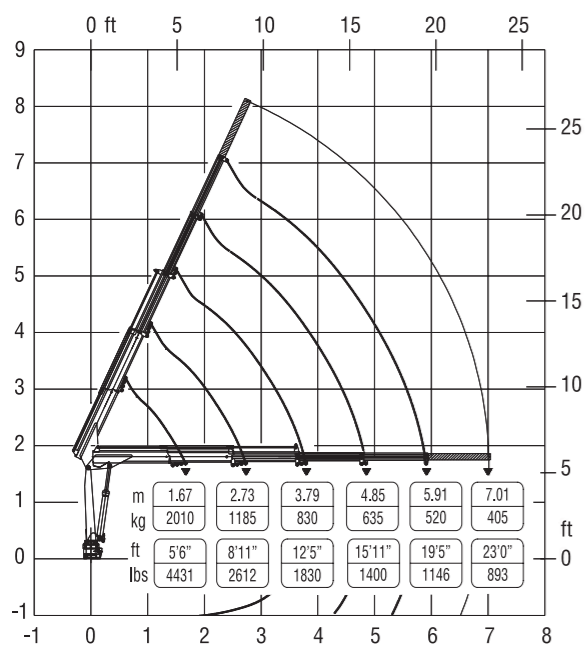




SP
El modelo de la grúa 350 de F.Ili Ferrari se ha proyectado y fabricado con características técnicas y mecánicas de alta calidad

- Limitador de carga (CE)
- Acero en el alto borde de rendimiento
- Basamento moldeado
- Estructura completamente arenada
- Prolongas hexagonales
- Alcances hidraulicos hasta mt. 5.91 (7.01 mt con prolongas mecanicas)
- Valvulas de seguridad ensanchadas
- Cuadro de mando desplazable
- Carter de proteccion en ABS
- Rotacion con tornillo sin fin
- Prolongas independientes
- Patin de deslizamiento sobre las prolongas telescopicas
- Casquillos autolubrificantes
- Empalmes SAE-JIC 1514I
- Gancho giratorio
- Kit de montaje incluido

Acesorios

- Elementos adicionales manuals*
- Patas giratorias abertura manual
- Base tubular del estabilizador
- Tanque aceite
- Prolongas mecanicas
- Mando a distancia
- Cabrestante hidraulico



Questo dispositivo visualizza su un display collocato in prossimità dei comandi il carico applicato al gancio della gru, rendendo l'utilizzo delle prolunghe meccaniche sicuro secondo la normativa europea EN 12999.

This device shows the load at the hook on a display placed near the controls, making safe the use of the mechanical extensions following the European rule EN 12999.



350R
RADIO
REMOTE
CONTROL



The operator can control the crane with high precision proportional levers in every position and, doing so, can supervise the loading and unloading operations. That means a great time saving and a higher safety.

All the remote control used by F.Ili FERRARI CORPORATION have an identification code and are shielded from electromagnetic fields and from external radio signals.

